

Learn about the tools that were used by the pearl divers


Age Group: 10 – 8 years old

Did you know?


Pearl divers needed a loin cloth, a nose clip and leather tips to protect their fingers from the sharp edges of the oyster shells. They also used a knife to cut away the oyster shells from the seabed and open those on deck of the boat, a cotton bag or basket to collect the oysters and stones weights. The weights were attached to diving ropes and pulled up by the hauler once the divers reached the bottom of the sea. Cut the image cards below and match the pictures with its correspondent description.

Activity 1: Matching game

The below image are cards, you can cut the image and link it with the right name and match it with the description of the tool.




Learn about the tools that were used by the pearl divers




Finger protectors

A set of leather finger protectors “khabat” used by the pearl divers to protect their fingers from the sharp edges of the oysters when they collect them from the seabed.




Nose clip

Nose clip used by the pearl diver during his dive. They are usually made out of animal bone.



Dayyen

A net bag or basket that the pearl diver put around his neck and used it to hold the oysters during his dive.



The Dive's Weight

A stone or lead weight that was tied to foot of the diver to help him dive to the bottom faster.